



# Ultimate ne<sup>TM</sup>

ALL-FUEL CHIMNEY FOR HEARTH PROFESSIONALS

Gas | Oil | Wood | Coal

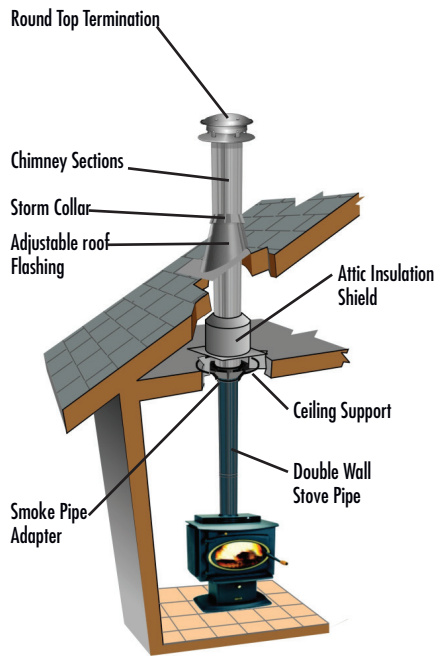


Typical Installation .....	3
General Specifications .....	4
Stainless Steel Chimney Lengths .....	5-6
Stainless Steel Elbows .....	7
Tee Components .....	8
Supports .....	9-12
Shields.....	12-13
Flashings and Storm Collars .....	14-16
Rain Caps .....	17
Parts and Accessories .....	18-21
Components Specific to Canada Only .....	22-23
Support Kits.....	24

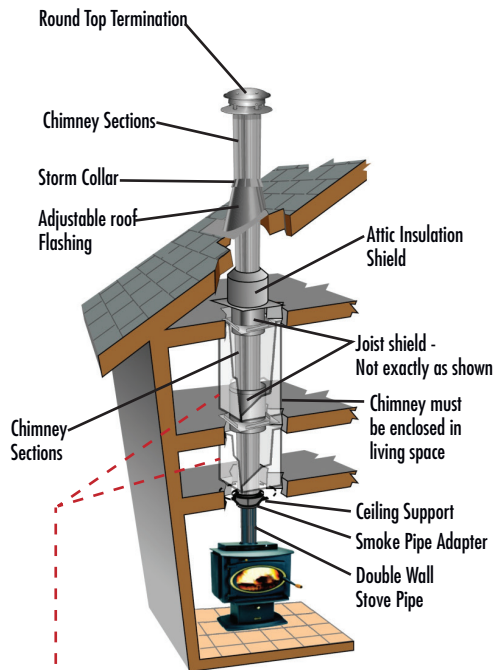
## Typical Installation

### CEILING SUPPORT INSTALLATIONS

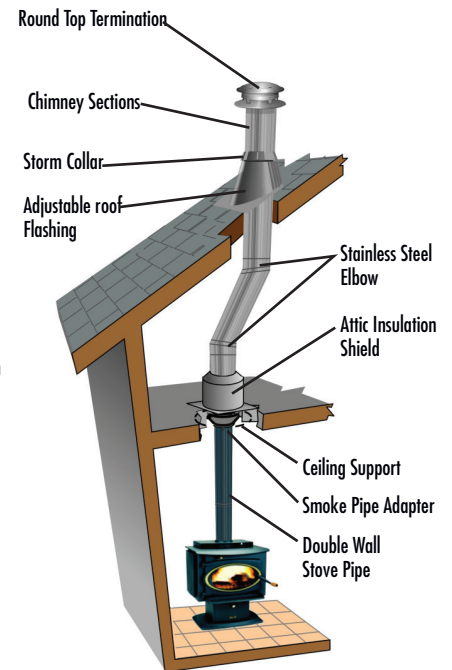
#### One Story



#### Two Story



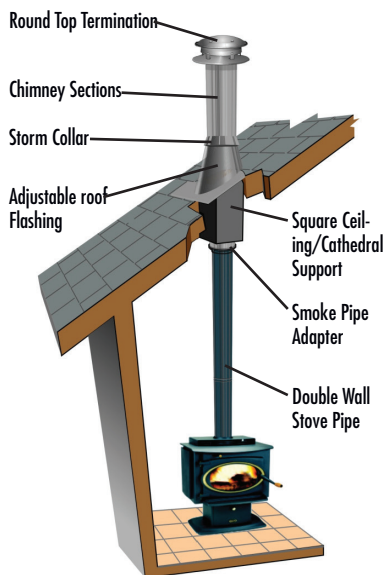
#### Elbow Installation



NOTE: An installation in Canada will require a Supplemental Radiation Shield where the chimney system is enclosed in living or attic spaces

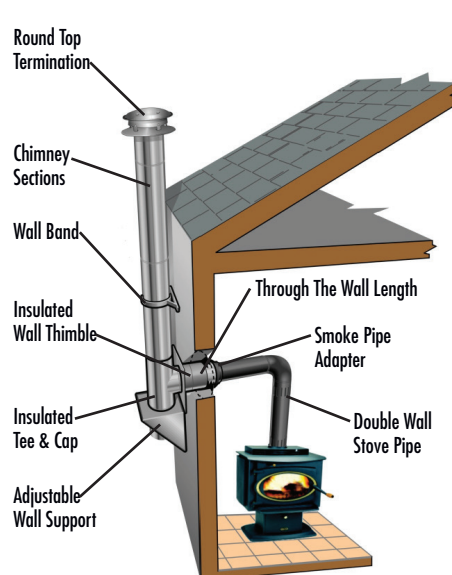
### CEILING SUPPORT INSTALLATIONS

#### With Square Ceiling/Cathedral Support

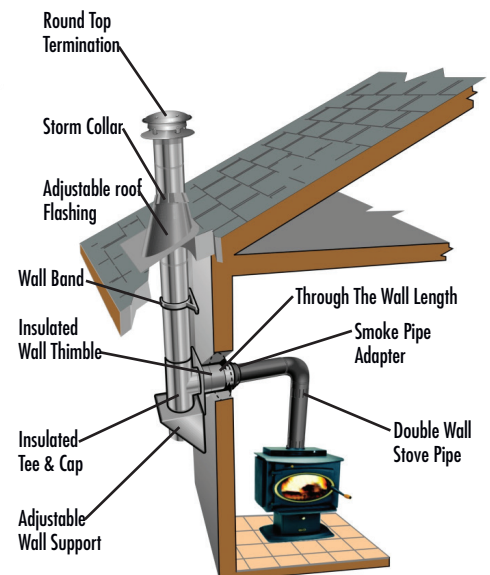


### WALL SUPPORT INSTALLATIONS

#### One Story



#### Through a Soffit



### USE USP STOVE PIPE FOR OPTIMUM SYSTEM PERFORMANCE

Note: Technical data, photographs, drawings and installations may vary and are for reference only. Actual installations must be conducted according to the data and drawings shown in the installation instructions.

# UltimateONE™ All-Fuel Chimney

## GENERAL SPECIFICATIONS

UltimateONE factory-built chimney has been laboratory tested and listed by Intertek Testing Services at temperatures up to 2100°F (1150°C) with solid fuel, gas and oil-fired residential and building heating appliances in accordance with the following Safety Standards; CAN/ULC-S629 and CAN/ULC0604 in Canada and UL 103 Type HT in the USA.

TESTED TEMPERATURES	CANADA	USA
Continuous flue gas temperature	650°C (1200°F)	1000°F
Over Firing (for a duration of 60 minutes)	925°C (1700°F)	1400°F
Creosote Burn Out Test		
(3 x 30 minutes - CANADA)	1150°C (2100°F)	2100°F
(3 x 10 minutes - USA)		

UltimateONE chimney (6", 7" and 8" inner diameter sizes) may be used for all solid wood, gas and oil-fired residential appliances including cooking ranges, heating stoves, fireplaces, central furnaces, floor furnaces, steam and hot water boilers, recessed heaters, unit heaters and water heaters.

UltimateONE may also be used for masonry fireplaces and domestic type incinerators.

UltimateONE's supports are capable of supporting **four times** the combined weight of the chimney installation, at the maximum height given for the specific support.

Chimneys passing through occupied portions of the building must be enclosed with a 2" air space clearance maintained. Such enclosures must be firestopped at every floor penetration with UltimateONE parts designed for this purpose.

## Framing and Support Table

UltimateONE Chimney	Dimensional Data (inches)		
Size, inches, inside	6	7	8
Outside diameter	8	9	10
Round Ceiling/Cathedral Support Framing*			
	10 3/8 x 10 3/8	11 3/8 x 11 3/8	12 3/8 x 12 3/8
Square Ceiling/Cathedral Support Framing**			
	10 3/8 x 10 3/8	11 3/8 x 11 3/8	12 3/8 x 12 3/8
Square Ceiling Support with built-in Attic Insulation Shield			
	12 3/8 x 12 3/8	13 3/8 x 13 3/8	14 3/8 x 14 3/8
All other framing	12 x 12	13 x 13	14 x 14
Approx. weight, lbs./ft.	4.8	5.5	6.2

## Maximum Height For All Supporting Methods (Feet)

Ceiling/Cathedral Support	26	23	20
Square Ceiling Support with Attic Insulation Shield	20	20	20
Universal Interior Resupport	18	18	18
Wall Support***	47/36	41/32	36/28
Extended Wall Support & Universal Wall Resupport	28	25	20
Universal Roof Support	30	30	30
Anchor Plate (AP)	60	60	60

## Minimum Clearance To Combustibles 2 inches Minimum All Sizes

\* The clearance to combustibles obtained with a correctly installed Ceiling Support Assembly in the framed opening specified has been tested. The 2" clearance does not apply at this location.

\*\* For Cathedral Ceiling application a rectangular opening must be prepared to suit the pitch of the roof.

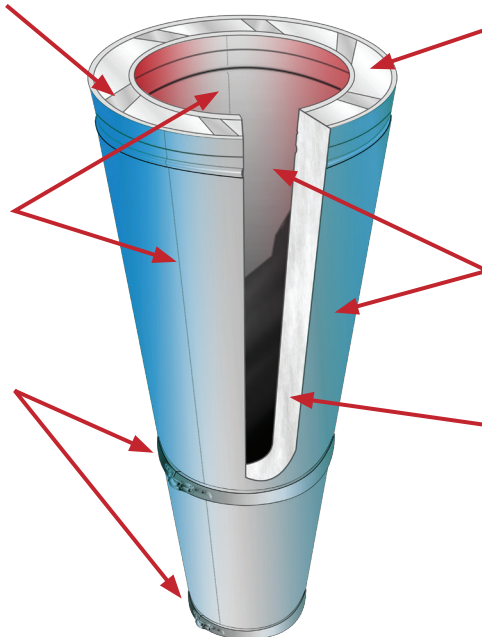
\*\*\* The Wall Support (WSP) is designed for 16 inch on center construction. First set of numbers represents when installed 2" from the vertical wall and the second set of numbers represents when installed 6" from the vertical wall.

## UltimateONE Chimney Features & Benefits

**Thermal Reduction Spacer:** Allows for expansion of the inner and outer pipes without fear of buckling in the event of a chimney fire. It also significantly reduces heat transfer at the joint.

**Our continuous - welded seams** give the UltimateONE Chimney exceptional strength while eliminating moisture penetration into the insulation.

**Latch-type Locking Band:** Included with each insulated length, tee and elbow, engages quickly, simply by latching to positively lock together each of the components. No tools required.



**Insulation-to-Insulation Contact:** Creates a continuous column of protection which eliminates cold air infiltration at every chimney joint. This feature significantly reduces the formation of creosote and therefore the potential for chimney fires.

**304 Stainless Steel Construction:** Used for both the inner liner and outer casing for superior resistance to corrosion. 316 inner material available in 6".

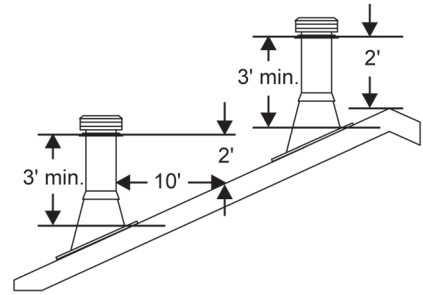
**Solid-Pack Insulation:** Provides maximum safety and performance. UltimateONE chimneys contain one full inch of insulation for superior insulating value and fire protection. UltimateONE's unique solid-pack design helps keep flue temperatures high (performance) and outer temperatures low (safety).



## Stainless Steel Chimney lengths

The chimney must extend at least three feet above the highest point where it passes through the roof surface and at least two feet higher than any part of the building within a horizontal distance of ten feet.

### HEIGHT REQUIREMENTS



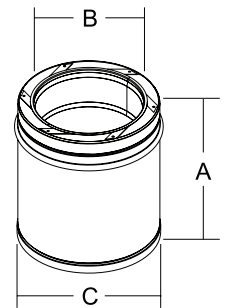
- Each length includes a Latch Locking Band.
- Sectional overlap of 1".
- Chimneys are sized according to the inner diameter and are available in 6", 7" and 8".
- Chimney sections are available in 48", 36", 24", 18", 12", 9" & 6" lengths.
- Inner liner also available in 316 stainless steel 6" diameter.

Product #	Part #	Size	A	B	C	Pack
0821606 0821606-316	6U1-6 6U1-6-316	6" x 6"	6"	6"	8"	1
0821406 0821406-316	6U1-9 6U1-9-316	6" x 9"	9"	6"	8"	1
0821206 0821206-316	6U1-12 6U1-12-316	6" x 12"	12"	6"	8"	1
0821106 0821106-316	6U1-18 6U1-18-316	6" x 18"	18"	6"	8"	1
0821006 0821006-316	6U1-24 6U1-24-316	6" x 24"	24"	6"	8"	1
0820306 0820306-316	6U1-36 6U1-36-316	6" x 36"	36"	6"	8"	1
0820406 0820406-316	6U1-48 6U1-48-316	6" x 48"	48"	6"	8"	1
0821607	7U1-6	7" x 6"	6"	7"	9"	1
0821407	7U1-9	7" x 9"	9"	7"	9"	1
0821207	7U1-12	7" x 12"	12"	7"	9"	1
0821107	7U1-18	7" x 18"	18"	7"	9"	1
0821007	7U1-24	7" x 24"	24"	7"	9"	1
0820307	7U1-36	7" x 36"	36"	7"	9"	1
0820407	7U1-48	7" x 48"	48"	7"	9"	1
0821608	8U1-6	8" x 6"	6"	8"	10"	1
0821408	8U1-9	8" x 9"	9"	8"	10"	1
0821208	8U1-12	8" x 12"	12"	8"	10"	1
0821108	8U1-18	8" x 18"	18"	8"	10"	1
0821008	8U1-24	8" x 24"	24"	8"	10"	1
0820308	8U1-36	8" x 36"	36"	8"	10"	1
0820408	8U1-48	8" x 48"	48"	8"	10"	1

### CHIMNEY SECTIONS



48" Length



9" Length




### ADJUSTABLE CHIMNEY LENGTH



- Used to adjust the system to an exact overall length.
- Used also between elbows for a required offset distance.
- All Stainless Steel construction with telescoping design.
- Locking Band included.
- Inner liner also available in 316 stainless steel 6" diameter.

Product #	Part #	Size	A	B	C	Pack
0821506	6U1-AL18	6"	6"	8"	6.5"-17"	1
0821506-316	6U1-AL18-316	6"	6"	8"	6.5"-17"	1
0821507	7U1-AL18	7"	7"	9"	6.5"-17"	1
0821508	8U1-AL18	8"	8"	10"	6.5"-17"	1

### LOCKING BANDS



- All Stainless Steel construction.
- Latch-type locking mechanism.
- Simply latches to positively lock into place (no tools required).

Product #	Part #	Size	A	Pack
0829306	6U1-LB	6"	8.15"	10
0829307	7U1-LB	7"	9.15"	10
0829308	8U1-LB	8"	10.15"	10

## Stainless Steel Elbows

Elbow	Length	6" Diameter		7" Diameter		8" Diameter	
		A	B	A	B	A	B
2 x 15°	NONE	1-1/2"	11-1/2"	1-1/2"	11-3/4"	1-5/8"	12"
2 x 15°	6"	3"	16-7/8"	3"	17-1/8"	3"	17-3/8"
2 x 15°	9"	3-3/4"	19-3/4"	3-3/4"	20"	3-3/4"	20-1/4"
2 x 15°	12"	4-1/2"	22-5/8"	4-1/2"	22-7/8"	4-5/8"	23-1/8"
2 x 15°	18"	6"	28-3/8"	6-1/8"	28-5/8"	6-1/8"	28-7/8"
2 x 15°	24"	7-5/8"	34-1/4"	7-5/8"	34-1/2"	7-5/8"	34-3/4"
2 x 15°	36"	10-3/4"	45-3/4"	10-3/4"	46-1/8"	10-3/4"	46-3/8"
2 x 15°	48"	13-7/8"	57-3/8"	13-7/8"	57-5/8"	13-7/8"	57-7/8"
2 x 30°	NONE	3-3/8"	12-1/2"	3-1/2"	13"	3-5/8"	13-1/2"
2 x 30°	6"	6-1/8"	17-1/4"	6-1/4"	17-1/8"	6-3/8"	18-1/4"
2 x 30°	9"	7-5/8"	19-7/8"	7-3/4"	20"	7-7/8"	20-7/8"
2 x 30°	12"	9-1/8"	22-3/8"	9-1/4"	22-7/8"	9-3/8"	22-3/8"
2 x 30°	18"	12-1/8"	27-5/8"	12-1/4"	28-5/8"	12-3/8"	28-5/8"
2 x 30°	24"	15-1/8"	32-7/8"	15-1/4"	34-1/2"	15-3/8"	33-7/8"
2 x 30°	36"	21-1/8"	46-1/4"	21-1/4"	46-1/8"	21-3/8"	44-1/4"
2 x 30°	48"	27-1/8"	53-5/8"	27-1/4"	57-5/8"	27-3/8"	54-5/8"
2 x 45°	NONE	6"	14-5/8"	6-1/8"	14-7/8"	6-2/8"	15-2/8"
2 x 45°	6"	9-7/8"	18-1/2"	10"	18-7/8"	10-1/4"	19-1/8"
2 x 45°	9"	12"	20-5/8"	12-1/8"	21"	12-3/8"	21-1/4"
2 x 45°	12"	14-1/8"	22-3/4"	14-1/4"	23-1/8"	14-4/8"	23-3/8"
2 x 45°	18"	18-3/8"	27"	18-1/2"	27-3/8"	18-5/8"	27-5/8"
2 x 45°	24"	22-5/8"	31-1/4"	22-3/4"	31-5/8"	22-7/8"	31-7/8"
2 x 45°	36"	31-1/8"	39-3/4"	31-1/4"	40-1/8"	31-3/8"	40-3/8"
2 x 45°	48"	39-5/8"	48-1/4"	39-3/4"	48-1/2"	39-7/8"	48-7/8"

All measurements in chart are in inches. Construction tolerances are ± one inch.

NOTE: In Canada, 45° insulated elbow kit are permissible and available.

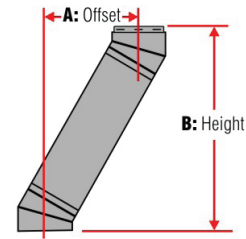
### INSULATED ELBOW KITS INCLUDE:

- (2) Elbows
- (2) Locking Bands
- (1) Interior Resupport Assembly
- Inner liner also available in 316 stainless steel 6" diameter.

Product #	Part #	Size	A	B	Pack
<b>15° ELBOW KIT</b>					
0822406	6U1-EL15K	6"	6"	8"	1
0822406-316	6U1-EL15K-316	6"	6"	8"	1
0822407	7U1-EL15K	7"	7"	9"	1
0822408	8U1-EL15K	8"	8"	10"	1
<b>30° ELBOW KIT</b>					
0822306	6U1-EL30K	6"	6"	8"	1
0822306-316	6U1-EL30K-316	6"	6"	8"	1
0822307	7U1-EL30K	7"	7"	9"	1
0822308	8U1-EL30K	8"	8"	10"	1
<b>45° ELBOW KIT* (Canada Only)</b>					
0822506	6U1-EL45K	6"	6"	8"	1
0822507	7U1-EL45K	7"	7"	9"	1
0822508	8U1-EL45K	8"	8"	10"	1

\*45° Elbow kit is for connection to liquid or gas fired appliances normally producing flue gases of 540°C (1000°F). May also be installed with specific CAN/ULC-S610. Factory-Built Fireplaces where specified in the fireplace manufacturer's installation instructions.

NOTE: In Canada, 45° insulated elbow kit are permissible and available.

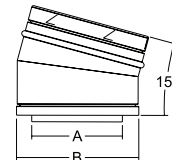


A pair of elbows can be used to provide a sloped offset of 15° and 30°. An offset data table is supplied to determine the offset dimension and the offset height.'

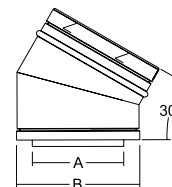
The vertical run of chimney above an offset must be supported using an Interior Resupport Assembly (U1-UIRA) securely clamped to the pipe just above a Locking Band (U1-LB), with its straps nailed to a nearby structure.

### INSULATED ELBOWS

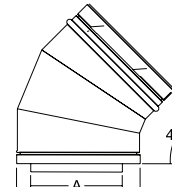
- Used when an offset is required.
- Maximum of 8' is allowable between elbows.
- Fully insulated and can be used at the same 2" clearance as chimney lengths.
- Must be supported with an Interior Resupport Assembly.
- Can be rotated to attain optimum positioning offset, and allow chimney to return to correct vertical alignment, prior to installing Locking Bands.



15° Elbow



30° Elbow



45° Elbow (Canada Only)



## Tee Components

### INSULATED TEE



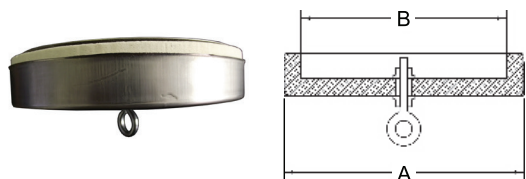
#### KITS INCLUDE:

- INSULATED TEE,
- INSULATED TEE CAP
- LATCH LOCKING BAND

- Used for a through-the-wall installation using a Wall Support.
- A chimney length is attached to the tee branch using a Locking Band to pass safely through a wall.
- Maximum height of chimney supported by the Insulated Tee fixed to a Wall Support is variable depending on the Wall Support type selected.
- Inner liner also available in 316 stainless steel 6" diameter.

Product #	Part #	Size	A	B	C	Pack
0824306 0824306-316	6U1-IT 6U1-IT-316	6"	16"	8.8"	6.5"	1
0824307	7U1-IT	7"	14.7"	8.3"	6"	1
0824308	8U1-IT	8"	13.5"	7.6"	5.5"	1

### INSULATED TEE CAP



- Used to seal the base of an Insulated Tee.
- Easily removed for chimney maintenance or inspection.
- Insulated to maintain flue gas temperatures.
- Inner liner also available in 316 stainless steel 6" diameter.

Product #	Part #	Size	A	B	Pack
0814506 0814506-316	6U1-ITC 6U1-ITC-316	6"	8"	6"	10
0814507	7U1-ITC	7"	9"	7"	10
0814508	8U1-ITC	8"	10"	8"	10



## Supports

- Used to support the chimney from a flat or cathedral ceiling.
- Will support up to 26' of chimney.
- Decorative matte black finish.

Product #	Part #	Size	A	B	C	Support Capacity	Pack
0842806	6U1-SBCS	6"	24"	6"	10.25"	26'	1
0842807	7U1-SBCS	7"	24"	7"	11.25"	23'	1
0842808	8U1-SBCS	8"	24"	8"	12.25"	20'	1

### SQUARE KITS INCLUDE:

- SQUARE CEILING SUPPORT
- U-SHAPE CEILING TRIM PLATES (2)
- SMOKE PIPE ADAPTER
- SUPPORT BRACKETS (4)
- HARDWARE PACK AND INSTRUCTIONS

Product #	Part #	Size	A	B	C	D	Support Capacity	Pack
0844606	6U1-RBCS	6"	24"	6"	10"	19"	26'	1
0844607	7U1-RBCS	7"	24"	7"	11"	19"	23'	1
0844608	8U1-RBCS	8"	24"	8"	12"	19"	20'	1

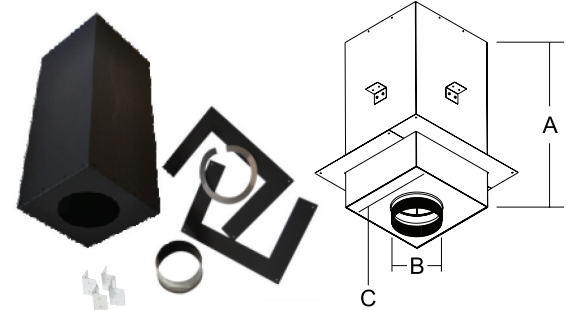
### ROUND KITS INCLUDE:

- ROUND CEILING SUPPORT
- ROUND SUPPORT COLLAR
- ROUND CEILING TRIM PLATE (1 PIECE)
- SMOKE PIPE ADAPTER
- SUPPORT BRACKETS (4)
- CUTTING TEMPLATE
- HARDWARE PACK AND INSTRUCTIONS

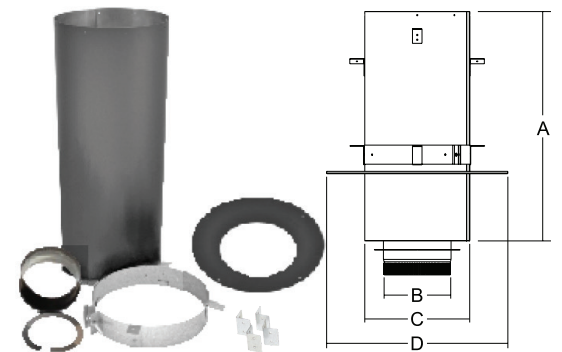
- Used to extend the Ceiling/Cathedral Support for steeper pitch application.
- Attaches easily to Ceiling/Cathedral Support.
- Decorative matte black finish.
- Includes Hardware Pack for both (Square and Round).

Product #	Part #	Size	A	B	Pack
<b>SUPPORT EXTENSION - SQUARE</b>					
0842906	6U1-CSES	6"	10.25"	24"	1
0842907	7U1-CSES	7"	11.25"	24"	1
0842908	8U1-CSES	8"	12.25"	24"	1
<b>SUPPORT EXTENSION - ROUND</b>					
0844806	6U1-RBCSE	6"	10"	24"	1
0844807	7U1-RBCSE	7"	11"	24"	1
0844808	8U1-RBCSE	8"	12"	24"	1

### CEILING/CATHEDRAL SUPPORT

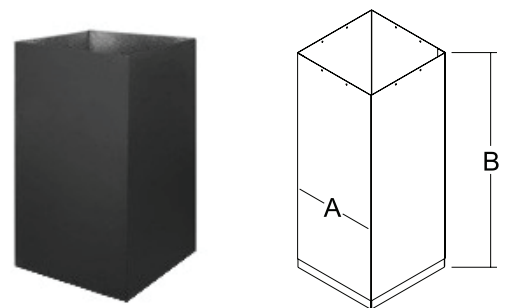


Ceiling/Cathedral Support - Square

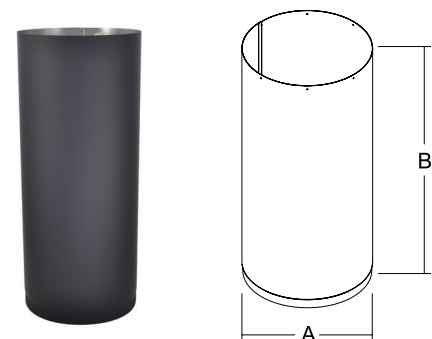


Ceiling/Cathedral Support - Round

### CEILING/CATHEDRAL SUPPORT EXTENSION



Ceiling/Cathedral Support Extension - Square



Ceiling/Cathedral Support Extension - Round

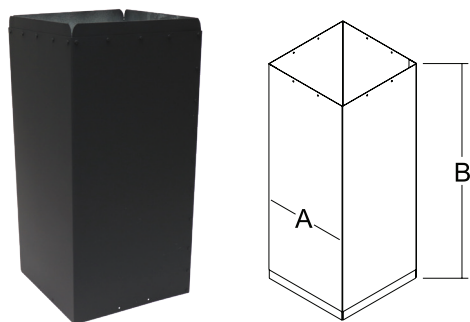
### SQUARE CEILING SUPPORT WITH ATTIC INSULATION SHIELD



- The Square Ceiling Support with Attic Insulation Shield is designed to be used only when an attic space is immediately above this support.
- This support in combination with the storm collar acts as an Attic Insulation Shield and provides 2" clearance to combustibles.
- U-Shape Ceiling Trim Collar (2), Smoke Pipe Adapter, Support Brackets (4), Storm Collar, Hardware Pack and Instructions.
- Will support up to 20 feet of chimney.

Product #	Part #	Size	A	B	Pack
0842406	6U1-SCSC	6"	12-3/8"	24"	1
0842407	7U1-SCSC	7"	13-3/8"	24"	1
0842408	8U1-SCSC	8"	14-3/8"	24"	1

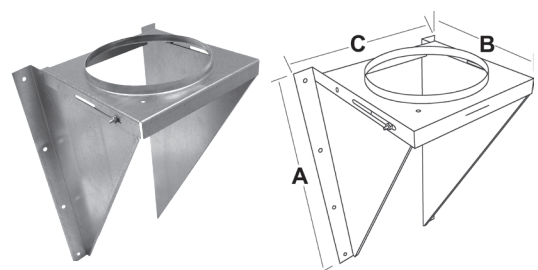
### SQUARE CEILING SUPPORT WITH ATTIC INSULATION SHIELD EXTENSION



- Used to extend the Square Ceiling Support with Attic Insulation Shield when the minimum height requirement cannot be attained.
- Attaches easily to the Square Ceiling Support with Attic Insulation Shield.
- Includes Hardware Pack.

Product #	Part #	Size	A	B	Pack
0842506	6U1-SCSE	6"	12-3/8"	24"	1
0842507	7U1-SCSE	7"	13-3/8"	24"	1
0842508	8U1-SCSE	8"	14-3/8"	24"	1

### WALL SUPPORT



- Used to support the chimney system at the base of the installation when using an insulated tee where the chimney has a lateral connection.
- Will support up to 47' of chimney (6" diameter at 2" from vertical wall). Refer to Table 2 in the instructions.
- Allows for an adjustment of 2" to 6" from a vertical wall.
- Includes Base Plate, 2 Wall Brackets, Tee Plug Retainer Clip (1), Hardware Pack and Instructions.

Product #	Part #	Size	A	B	C	Pack
0812806	6U1-WSP	6"	17.1"	10.5"	14.7"	1
0812807	7U1-WSP	7"	17.1"	11.5"	14.7"	1
0812808	8U1-WSP	8"	17.1"	12.5"	14.7"	1

## Supports continued

- Designed to support a vertical wall installation above the insulated tee.
- Will support up to 28' of chimney.
- Adjusts up to 12" from a vertical wall and will allow the chimney to pass by a 12" overhang.
- \* Available in Stainless Steel construction.
- Includes Support Band, 2 Lower Support Arms, 2 Upper Support Arms, 2 Support Arm Brackets, Tee Cap Retainer, Hardware Pack and Instructions.

Product #	Part #	Size	A	B	C	Pack
0800900	EWS	6" - 8"	22"	5"	8" - 10"	1
*0800900S	EWS-SS	6" - 8"	22"	5"	8" - 10"	1

\*Stainless steel construction

- Designed to support a vertical wall installation above the tee or above an offset.
- Also serves as an intermediate support.
- Will support 20' of 8" dia. chimney and 28' of 6" dia. chimney.
- Pre-assembled to 6" diameter.
- Includes Universal Band, 2 Side Brackets, Tee Cap Retainer, Hardware Pack and Instructions.

Product #	Part #	Size	A	B	Pack
0800200	U1-UWRSA	6" - 8"	14"	12-3/8"	10

**A** is the height of the leg support. **B** is the depth of the leg support

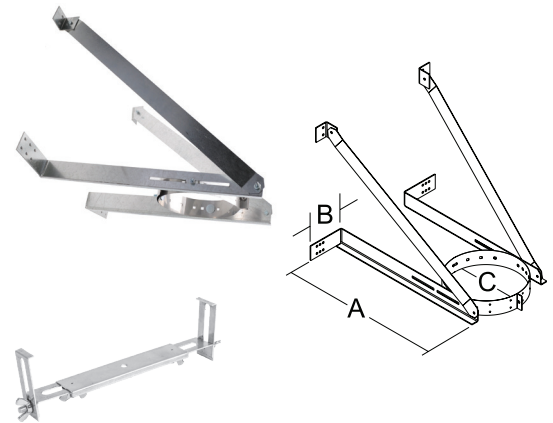
- Incorporates the flexibility to work on 6", 7", 8" diameters and is an excellent method for re-supporting chimney systems that have offsets or vertical runs that require additional support.
- Straps are 18" in length.
- Will support up to 26' of chimney.
- Includes Universal Band, 2 Support Straps, Hardware Pack and Instructions.

Product #	Part #	Size	A	B	Pack
0800300	U1-UIRA	6" - 8"	18"	8", 9", 10"	10

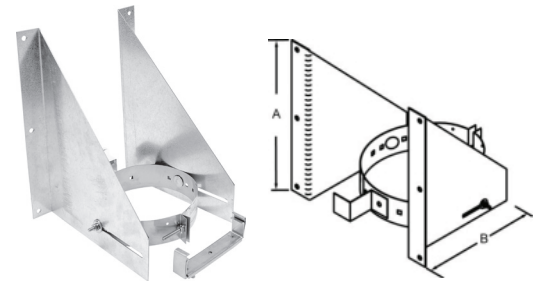
- Designed to provide support at the roof and adjusts to any roof pitch.
- The Universal Band is pre-assembled for 6" diameter chimney but will also fit 7" and 8" chimneys.
- Will support up to 30' of chimney; 20' of which can be suspended beneath it.
- Includes Universal Band, 2 Roof Brackets, Hardware Pack and Instructions.

Product #	Part #	Size	A	B	C	Pack
0800500	U1-URSA	6", 7", 8"	8", 9", 10"	5"	8"	1

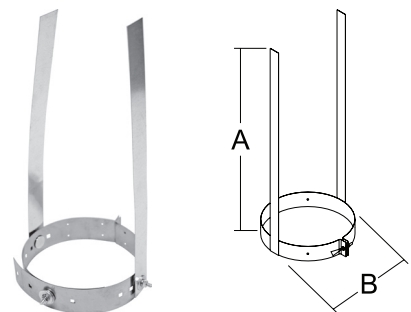
### UNIVERSAL EXTENDED WALL SUPPORT



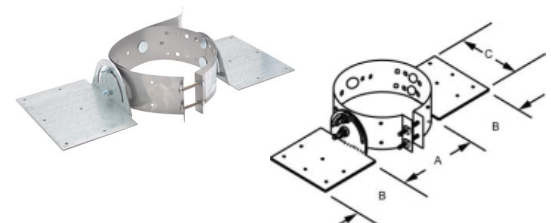
### UNIVERSAL WALL SUPPORT / RESUPPORT ASSEMBLY



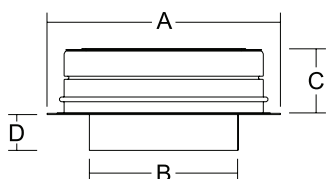
### UNIVERSAL INTERIOR RESUPPORT



### UNIVERSAL ROOF SUPPORT ASSEMBLY



## ANCHOR PLATE

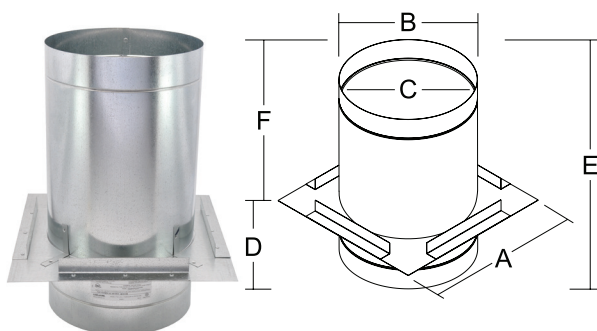


- Provides a secure attachment for adapting the UltimateONE chimney to a "Listed" Factory-Built Fireplace certified for use with UltimateONE. It also provides a connection from a masonry fireplace to UltimateONE.
- Includes Base Plate and Flue Extension.
- Supports up to 60' of Chimney.
- Stainless Steel construction.
- Includes Instructions.

Product #	Part #	Size	A	B	C	D	Pack
0819906	6U1-AP	6"	9.4"	5.9"	3.9"	1.5"	1
0819907	7U1-AP	7"	10.4"	6.9"	3.9"	1.5"	1
0819908	8U1-AP	8"	11.4"	7.9"	3.9"	1.5"	1

## Shields

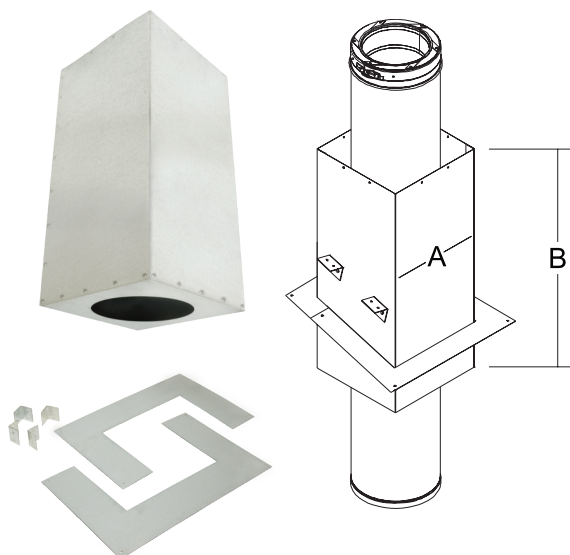
### FIRESTOP RADIATION / JOIST SHIELD



- Required where the chimney passes from a lower living space into an upper living space and into an attic space.
- Maintains the mandatory 2" clearance to combustibles provided by proper framing.

Product #	Part #	Size	A	B	C	D	E	F	Pack
<b>FIRESTOP RADIATION / JOIST SHIELD - USA</b>									
0819006	6U1-JS	6"	14"	10.03"	8.5"	5"	18"	13"	1
0819007	7U1-JS	7"	15"	11.03"	9.5"	5"	18"	13"	1
0819008	8U1-JS	8"	16"	12.03"	10.5"	5"	18"	13"	1
<b>FIRESTOP RADIATION / JOIST SHIELD - CANADA</b>									
0819106	6U1-JS-C	6"	14"	10.03"	8.5"	5"	18"	13"	1
0819107	7U1-JS-C	7"	15"	11.03"	9.5"	5"	18"	13"	1
0819108	8U1-JS-C	8"	16"	12.03"	10.5"	5"	18"	13"	1

### CATHEDRAL INSULATION SHIELD



- Used to shield insulation when the chimney extends through a cathedral/sloped ceiling to the roof.
- Provides a 2" clearance to combustibles.
- Trim Plate acts as a firestop and is adjustable to accommodate any angle.
- Extension available when greater coverage is required to reach roof level.
- 6", 7" & 8" Sizes.
- Cathedral Insulation Shield, U-Shape Ceiling Trim, (2), Support Brackets (4) Hardware Pack and Instructions.
- Chimney length not included.

Product #	Part #	Size	A	B	Pack
0842706	6U1-CISS	6"	12-3/8"	24"	1
0842707	7U1-CISS	7"	13-3/8"	24"	1
0842708	8U1-CISS	8"	14-3/8"	24"	1

USA: Used for fireplace and stove installations.

Canada: Used for fireplace installations.

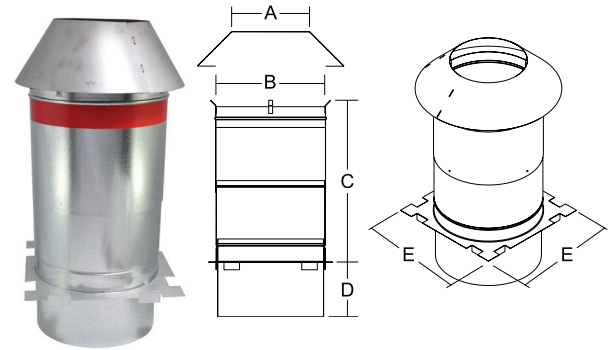
NOTE: See installation instructions for framing dimensions.

## Shields continued

- Must be installed where the chimney enters the attic space in a ceiling supported (interior) installation.
- Designed to keep insulation away from the chimney, and to maintain the mandatory 2" clearance to combustibles provided by proper framing.
- Includes an AIS Storm Collar.
- Will adjust to allow for a depth of insulation up to 18.5".

Product #	Part #	Size	A	B	C	D	E	Pack
0843406	6U1-AIS	6"	8"	12.2"	11" - 20"	7"	14"	1
0843407	7U1-AIS	7"	9"	13.2"	11" - 20"	7"	15"	1
0843408	8U1-AIS	8"	10"	14.2"	11" - 20"	7"	16"	1

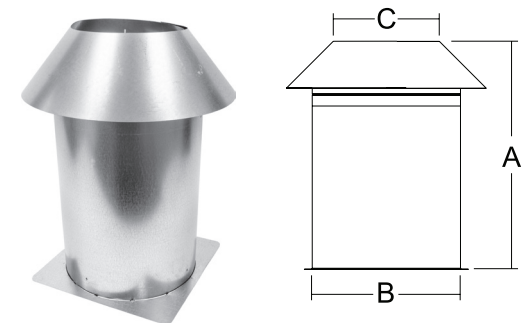
### ATTIC INSULATION SHIELD



- Can be used as a substitute instead of the regular AIS when a fully open attic is immediately above a Round Ceiling Support.
- Fits perfectly over the Round Ceiling Support to allow the Universal Shielding Insulation (SUSI/JUSI) to be installed.
- Will adjust to allow for a depth of insulation up to 16.5".
- Includes an AIS Storm Collar.

Product #	Part #	Size	A	B	C	Pack
0843506	6U1-AAIS	6"	18"	12"	8"	1
0843507	7U1-AAIS	7"	18"	13"	9"	1
0843508	8U1-AAIS	8"	18"	14"	10"	1

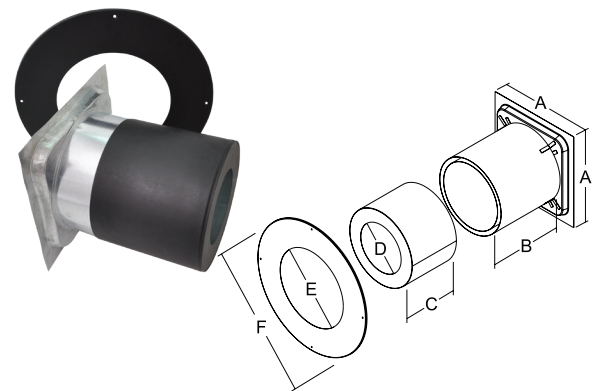
### ALTERNATE ATTIC INSULATION SHIELD



- Required where the chimney passes horizontally through a combustible wall.
- Will accommodate a wall thickness of 12".
- Adjustable Trim Cap in a decorative matte black finish.
- Matte black finish Trim Collar.
- Factory installed insulation between shields.

Product #	Part #	Size	A	B	C	D	E	F	Pack
0828706	6U1-IWT	6"	14"	12"	9"	6.2"	10.8"	19"	1
0828707	7U1-IWT	7"	15"	12"	9"	7.2"	11.8"	22"	1
0828708	8U1-IWT	8"	16"	12"	9"	8.2"	12.8"	22"	1

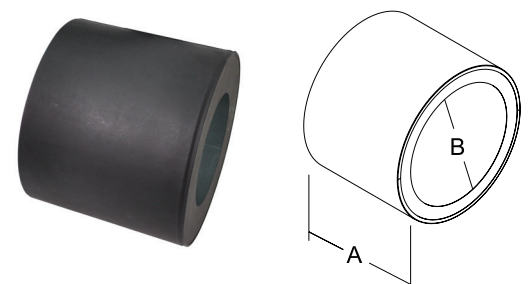
### INSULATED WALL THIMBLE



- Used to provide a decorative finish to the horizontal length within the room when passing through a non-combustible wall.
- Adjustable Trim Cap in a decorative matte black finish.

Product #	Part #	Size	A	B	Pack
0817806	6U1-DS9	6"	8"	6.2"	1
0817807	7U1-DS9	7"	8"	7.2"	1
0817808	8U1-DS9	8"	8"	8.2"	1

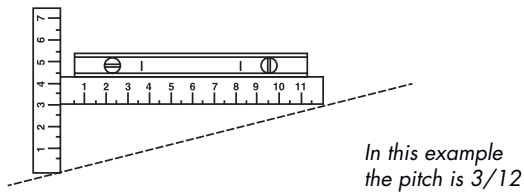
### DECORATOR SLEEVE





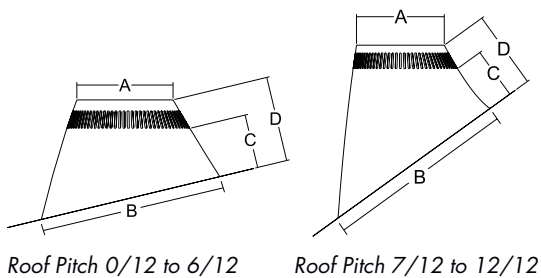

## Flashings and Storm Collars

### ROOF FLASHING SELECTION CHART



To determine what roof flashing you'll require, you must work out the pitch of your roof. To determine the pitch, you'll need two rulers and a level. Measure the number of inches from the end of the level down to the roof.

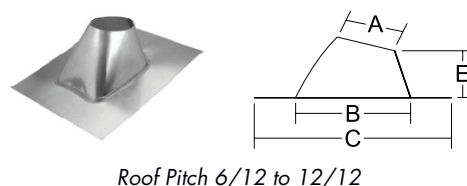
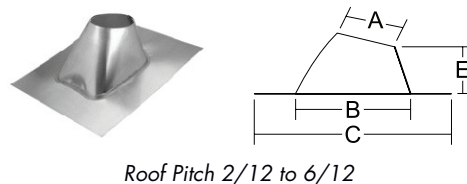
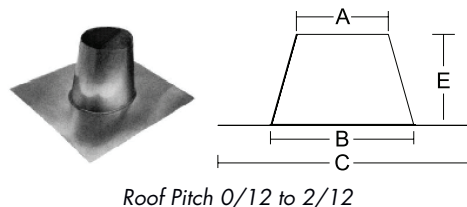
### VENTED FLASHING ASSEMBLY



- Special Vented Flashing.
- Listed to CAN/ULC-S629.
- Required for use in fully enclosed attic or exterior chase.
- Used where the chimney passes through a roof with a pitch of 0/12 to 6/12 and 7/12 to 12/12.
- Storm Collar included.
- Roof Shield included with 0/12 to 6/12 roof pitch flashings.

Product #	Part #	Size	A	B	C	D	Pack
<b>ROOF PITCH 0/12 TO 6/12</b>							
0843306	6U1-AF6-C	6"	9"	21"	6"	9.3"	1
0843307	7U1-AF6-C	7"	10"	21"	6"	9.3"	1
0843308	8U1-AF6-C	8"	11"	21"	6"	9.3"	1
<b>ROOF PITCH 7/12 TO 12/12</b>							
0843706	6U1-AF12-C	6"	9.3"	20.5"	6"	10"	1
0843707	7U1-AF12-C	7"	10.3"	22.3"	6"	10"	1
0843708	8U1-AF12-C	8"	11.3"	24"	6"	10"	1

### NON-VENTED FLASHING ASSEMBLY



- Used where the chimney passes through a roof with a pitch of 0/12 to 2/12, 2/12 to 6/12 and 6/12 to 12/12.
- Storm Collar included.
- Roof Shield included (0/12 to 2/12 roof pitch).

Product #	Part #	Size	A	B	C	D	E	Pack
<b>ROOF PITCH 0/12 TO 2/12 - Includes: Roof Shield</b>								
0843106	6U1-UVTF	6"	8.5"	12.25"	24"	21.25"	10.2"	1
0843107	7U1-UVTF	7"	9.5"	15.75"	24.75"	24"	11"	1
0843108	8U1-UVTF	8"	10.5"	15.75"	27.75"	24"	10.7"	1
<b>ROOF PITCH 2/12 TO 6/12</b>								
0843206	6U1-UVAF6	6"	8.5"	16.5"	28.5"	24"	7.2"	1
0843207	7U1-UVAF6	7"	9.5"	16.5"	28.5"	24"	6.9"	1
0843208	8U1-UVAF6	8"	10.5"	20"	32"	27"	8.4"	1
<b>ROOF PITCH 6/12 TO 12/12</b>								
0843606	6U1-UVAF12	6"	8.5"	20"	32"	27"	6.5"	1
0843607	7U1-UVAF12	7"	9.5"	20"	32"	27"	7.4"	1
0843608	8U1-UVAF12	8"	10.5"	20"	32"	27"	5.6"	1



## Flashings and Storm Collars *continued*

- Used where the chimney passes through a roof with a pitch of 12/12 to 24/12 and 24/12 to 36/12.
- Safety Vents on flashing.
- Storm Collar sold separately.

Product #	Part #	Size	A	B	C	Pack
<b>ROOF PITCH 12/12 TO 24/12</b>						
206835	6TAF-24	6"	8-1/8"	40.9"	28.9"	1
207835	7TAF-24	7"	9-1/8"	43.3"	31.3"	1
208835	8TAF-24	8"	10-1/8"	45.4"	33.4"	1
<b>ROOF PITCH 24/12 TO 36/12</b>						
206840	6TAF-36	6"	8-1/8"	53.3"	43.3"	1
207840	7TAF-36	7"	9-1/8"	56.3"	44.2"	1
208840	8TAF-36	8"	10-1/8"	59.9"	47.9"	1

- Used on corrugated or tiled roofs.
- Safety Vents on flashing.
- Storm Collar sold separately.

Product #	Part #	Size	A	B	C	D	Pack
<b>ROOF PITCH 2/12 TO 6/12</b>							
206845	6T-AF6D	6"	8-1/8"	16.5"	30"	33"	1
207845	7T-AF6D	7"	9-1/8"	16.5"	30"	33"	1
208845	8T-AF6D	8"	10-1/8"	19.9"	30"	33"	1
<b>ROOF PITCH 7/12 TO 12/12</b>							
206850	6T-AF12D	6"			32"	33"	1
207850	7T-AF12D	7"			32"	33"	1
208850	8T-AF12D	8"			32"	33"	1

- Used for installations on corrugated roofs with pitches flat to 12/12 except for 8" Chimney where 10/12 is max. pitch.
- Kits include rubber boot, spacer kit, special storm collar and mounting hardware.

Product #	Part #	Size	Dimension	Pack
200275	URBAK1	6" TO 8"	26-3/4" X 26-3/4"	1

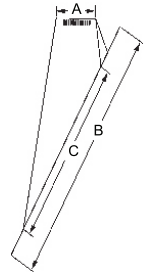
- Used in conjunction with the above metal flashings to seal the opening when penetrating a corrugated metal roof.
- Supplied with 2 - 90° bend metal strips (30" x 2" x 2") and grey sealant tape.
- Flashing and Storm Collar sold separately.

Product #	Part #	Size	Pack
200280	URFK	6" TO 8"	1

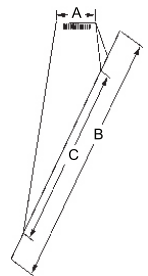
### FLASHING ASSEMBLY



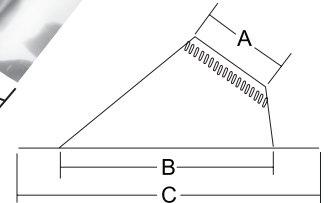

Roof Pitch 12/12 to 24/12



Roof Pitch 24/12 to 36/12




### DEAD SOFT FLASHING




### RUBBER BOOT FLASHING KITS (UNIV)



### METAL ROOF FLASHING KIT (UNIV)




### STORM COLLAR - CANADA ONLY



- Used in conjunction with roof flashing to weather proof the system.
- Use with ULC-S629 Flashings (Models \*U1-AF6-C and \*U1-AF12-C).
- Asterisk denotes diameter: 6", 7" or 8".
- Storm Collar is tightened by adjusting tabs after proper positioning.

Product #	Part #	Size	A	Pack
0814206	6U1-SC-C	6"	8"	10
0814207	7U1-SC-C	7"	9"	10
0814208	8U1-SC-C	8"	10"	10


### STORM COLLAR - (FOR REGULAR FLASHINGS)



- Used in conjunction with \*U1-UVTF / \*U1-UVAF6 / \*U1-UVAF12 / \*TAF-24 / \*TAF-36 / \*TAF6D roof flashings listed on pages 14 and 15 to weather proof the system.
- Storm Collar is tightened by adjusting tabs after proper positioning.

Product #	Part #	Size	A	Pack
206810	5/6T-SC	6"	7"/8"	10
208810	7/8T-SC	7"/8"	9"/10"	10

### FLASHING - STORM COLLAR COMBO PACKS



Unvented Flashing

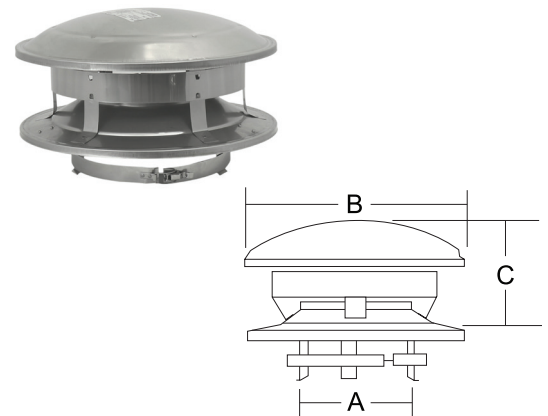
Product #	Part #	Size	Dimensions
3 Per Carton			
0843336	6U1 AF6SC-C	6"	Vented Flashing 0/12 - 6/12 w/SC ULC S629
0843337	7U1 AF6SC-C	7"	Vented Flashing 0/12 - 6/12 w/SC ULC S629
0843338	8U1 AF6SC-C	8"	Vented Flashing 0/12 - 6/12 w/SC ULC S629
0843736	6U1 AF12SC-C	6"	Vented Flashing 7/12 - 12/12 w/SC ULC S629
0843737	7U1 AF12SC-C	7"	Vented Flashing 7/12 - 12/12 w/SC ULC S629
0843738	8U1 AF12SC-C	8"	Vented Flashing 7/12 - 12/12 w/SC ULC S629
4 Per Carton			
0843136	6U1 UVTFSC	6"	Unvented Flashing Assy 0/12 - 2/12 pitch w/SC
0843137	7U1 UVTFSC	7"	Unvented Flashing Assy 0/12 - 2/12 pitch w/SC
0843138	8U1 UVTFSC	8"	Unvented Flashing Assy 0/12 - 2/12 pitch w/SC
0843236	6U1 UVAF6SC	6"	Unvented Flashing Assy 2/12 - 6/12 pitch w/SC
0843237	7U1 UVAF6SC	7"	Unvented Flashing Assy 2/12 - 6/12 pitch w/SC
0843238	8U1 UVAF6SC	8"	Unvented Flashing Assy 2/12 - 6/12 pitch w/SC
0843636	6U1 UVAF12SC	6"	Unvented Flashing Assy 6/12 - 12/12 pitch w/SC
0843637	7U1 UVAF12SC	7"	Unvented Flashing Assy 6/12 - 12/12 pitch w/SC
0843638	8U1 UVAF12SC	8"	Unvented Flashing Assy 6/12 - 12/12 pitch w/SC

## Rain Cap

- Part of the chimney system roof assembly, the Round Top is designed with a dome to exclude rain and leaves and a lower skirt to deflect wind for proper chimney draft.
- The Round Top is designed with three legs that slide down over the outside of the chimney. A cinch band is then positioned over the legs and tightened to hold the top firmly in place. This design makes cap removal for cleaning a breeze.
- Made of stainless steel.
- Inner Stub of Round Top available in 316 stainless steel for 6" diameter only.

Product #	Part #	Size	A	B	C	Pack
0827606 0827606-316	6U1-CT 6U1-CT-316	6"	8"	12"	5.5"	1
0827607	7U1-CT	7"	9"	14"	6.3"	1
0827608	8U1-CT	8"	10"	16"	7"	1

### ROUND TOP TERMINATION CAP - STAINLESS STEEL



## Parts and Accessories


### SPARK ARRESTER



- Corrosion resistant diamond mesh Stainless Steel.
- Preformed.
- Slip over the dome of the Round Top.

Product #	Part #	Size	Pack
206791	6T-USA	6"	1
207791	7T-USA	7"	1
208791	8T-USA	8"	1

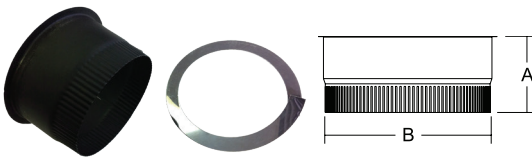
### FINISHING COLLAR



- Used to fit over lower end of suspended insulated chimney pipe to provide finished appearance.
- Matte black finish.

Product #	Part #	Size	A	B	Pack
206480	6T-FC	6"	6.3"	8"	4
207480	7T-FC	7"	7.3"	9"	4
208480	8T-FC	8"	8.3"	10"	4

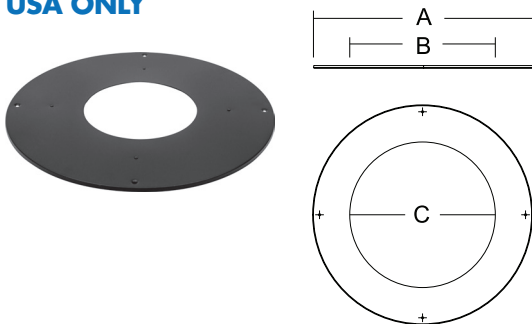
### SMOKE PIPE ADAPTOR



- For transition from black stove pipe to UltimateONE chimney.
- Includes black pipe stub and the retainer ring.
- Stainless steel construction. Also available in 316 stainless steel for 6" diameter only.

Product #	Part #	Size	A	B	Pack
0819806 0819806-316	6U1-SPA 6U1-SPA-316	6"	3.7"	6"	1
0819807	7U1-SPA	7"	3.7"	7"	1
0819808	8U1-SPA	8"	3.7"	8"	1

### TRIM PLATE CEILING SPACER - USA ONLY



- Used to trim ceiling, closing off the airspace around the pipe when the chimney is supported from above and extended down into the room.
- Used in conjunction with an Attic Insulation Shield.
- Black matte finish.

Product #	Part #	Size	A	B	C	Pack
206488	6UT-TPS	6"	19"	12"	8.1"	1
207488	7UT-TPS	7"	21"	13"	9.1"	1
208488	8UT-TPS	8"	22"	14"	10.1"	1

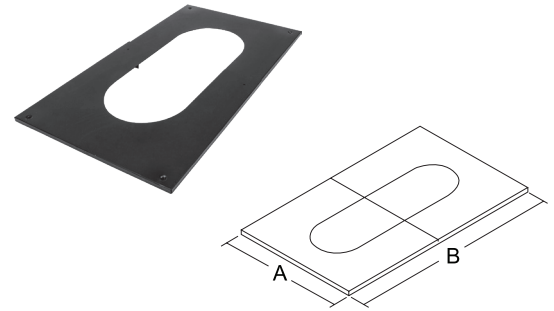


## Parts and Accessories continued

- Pitched Ceiling Plate provides a finished appearance where the chimney passes through a sloped ceiling.
- Only two parts required to fit the full range of pitches.
- Black matte finish.

Product #	Part #	Size	A	B	Pack
<b>CEILING PITCH 0/12 TO 6/12</b>					
206512	6UT-PCPAJ	6"	16.5"	19" - 30"	1
207512	7UT-PCPAJ	7"	17.5"	20" - 31"	1
208512	8UT-PCPAJ	8"	18.5"	21" - 33"	1
<b>CEILING PITCH 7/12 TO 12/12</b>					
206514	6UT-PCPAJ12	6"	16.5"	19" - 30"	1
207514	7UT-PCPAJ12	7"	17.5"	20" - 31"	1
208514	8UT-PCPAJ12	8"	18.5"	21" - 33"	1

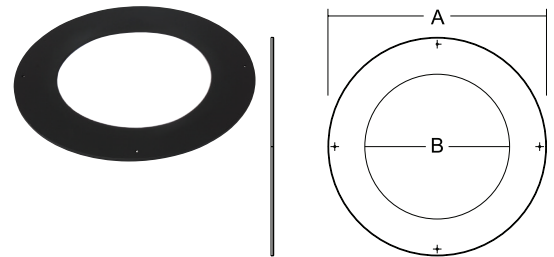
### ADJUSTABLE PITCHED CEILING PLATE - USA ONLY



- Used to close off space around pipe in a non-combustible wall installation.
- Matte black finish.

Product #	Part #	Size	A	B	Pack
0843806	6U1-TC	6"	19"	10.9"	1
0843807	7U1-TC	7"	22"	11.9"	1
0843808	8U1-TC	8"	22"	12.9"	1

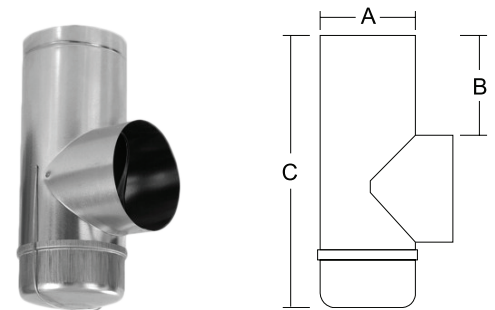
### ROUND TRIM COLLAR



- Always situated in a room with heating appliance.
- Cap on bottom can be removed for easy cleaning.
- Stainless steel construction.

Product #	Part #	Size	A	B	C	Pack
0514706	6CF-CA	6"	6"	13.5"	24"	4
0514707	7CF-CA	7"	7"	13.5"	25"	4
0514708	8CF-CA	8"	8"	13.5"	26"	4

### CLEANOUT TEE

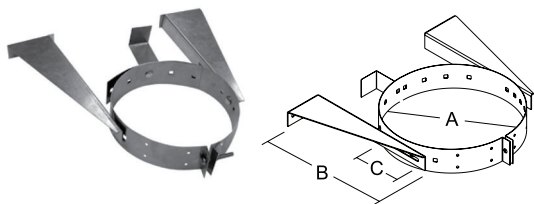


Product #	Part #	Size	Pack
0850606	6U1-STC	6"	10
0850607	7U1-STC	7"	10
0850608	8U1-STC	8"	10

### REPLACEMENT TEE CAP FOR CLEANOUT TEE



### UNIVERSAL WALL BAND

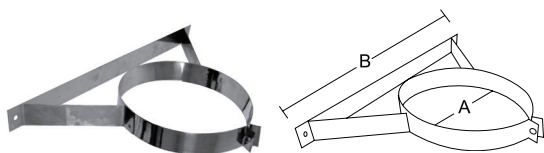


- Provides lateral support for the chimney when installed adjacent to a wall.
- Provides more than 4" of horizontal adjustability to clear some overhangs and obstructions.
- Required at 8 foot or closer intervals to stabilize the chimney, whenever it is supported along a vertical wall.

Product #	Part #	Size	A	B	C	Pack
0800700	U1-UWB	Universal	8", 9" & 10"	17"	4"	10
*0800700S	U1-UWBSS	Universal	8", 9" & 10"	17"	4"	10

\*Stainless steel construction

### WALL BAND



- Provides lateral support for the chimney when installed adjacent to a wall.
- Maintains the mandatory 2" clearance to combustibles.
- Required at 8 foot or closer intervals to stabilize the chimney, whenever it is supported along a vertical wall.
- Stainless steel construction.

Product #	Part #	Size	A	B	Pack
0818806	6U1-WB	6"	8.1"	17"	10
0818807	7U1-WB	7"	9.1"	17"	10
0818808	8U1-WB	8"	10.1"	17"	10

### UNIVERSAL TEE CAP RETAINER



- Used to secure tee cap on the bottom side of Insulated Tee when suspended.
- Adjusts to fit all chimney diameters.

Product #	Part #	Size	Pack
2002530	UTCR	6" to 8"	4

### HD UNIVERSAL ROOF BRACE KIT



- Designed to provide extra stability for chimney system above roof line.
- Required when the chimney extends 5 feet or more above the roof. Use one kit every 5 feet.
- Telescoping legs can adjust from 5' to 9'.
- Support band adjusts to fit 6", 7", and 8" chimney.

Product #	Part #	Size	Pack
0843900	HDRBK	6" to 8"	1

## Parts and Accessories continued

- Designed to deflect snow and ice while preventing unnecessary strain or damage to chimney.
- Mounts directly above chimney pipe with easy panel assembly.
- Made from heavy gauge galvanized steel.

Product #	Part #	Size	Pack
2001922	USSA	6" to 8"	1

### SNOW SPLITTER ASSEMBLY



- The SUSI protects building materials against radiant heat from the chimney and helps maintain temperatures within the chimney system.
- The SUSI also reduces air infiltration into the house.
- Dimension is 48" x 12" x 2".

Product #	Part #	Size	Pack
0522908	SUSI	Universal	1

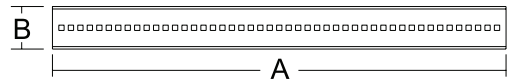
### UNIVERSAL SHIELDING INSULATION



- The use of one or more Wall Channels will simplify the installation of the Extended Wall Support, Universal Wall Re-Support or Wall Band when framing members are not within range.
- 26" in length to allow for 24" on center construction.


Product #	Part #	A	B	Pack
0800800	WC	26"	2-1/4"	10

### UNIVERSAL WALL CHANNEL



## Components Specific to Canada Only

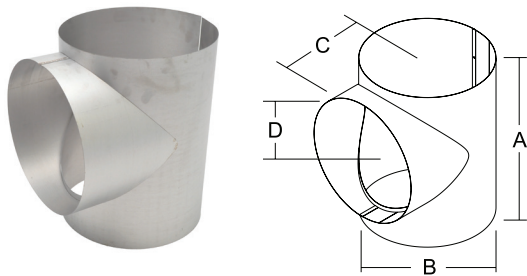
### RIGID SUPPLEMENTAL RADIATION SHIELD - ENCLOSED CHIMNEY SYSTEM - CANADA ONLY



- Used only when the chimney is enclosed within living spaces and when the chimney is enclosed in an attic space.  
NOTE: Not required in an enclosed exterior chase.
- Ideal for straight up installation.
- Telescoping Length from 43" to 103".
- NOTE: Not required when UltimateONE is used to vent an oil or a gas burning appliance even when the chimney is enclosed.

Product #	Part #	Size	A	B	C	D	Pack
0850106	6U1-RSRS	6"	9.9"	10.5"	10.3"	10.1"	1
0850107	7U1-RSRS	7"	10.9"	11.5"	11.3"	11.1"	1
0850108	8U1-RSRS	8"	11.9"	12.5"	12.3"	12.1"	1

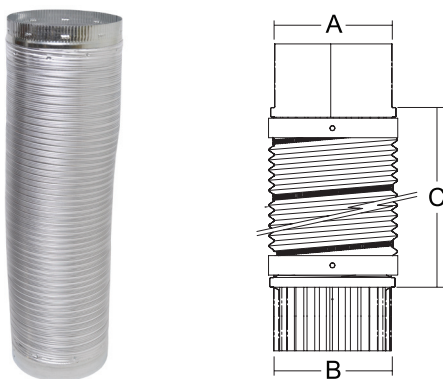
### SUPPLEMENTAL RADIATION SHIELD - RIGID TEE - CANADA ONLY



- Used only when the chimney is enclosed within a living space.  
NOTE: Not required in an enclosed exterior chase.
- Shield held together using supplied screws and comes in two separate pieces.
- NOTE: Not required when UltimateONE is used to vent an oil or a gas burning appliance even when the chimney is enclosed.

Product #	Part #	Size	A	B	C	D	Pack
0850206	6U1-RSRST	6"	13.5"	10"	7.0"	5.8"	1
0850207	7U1-RSRST	7"	14.7"	11"	7.5"	6.4"	1
0850208	8U1-RSRST	8"	16.0"	12"	8.0"	7.0"	1

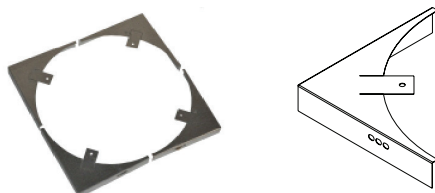
### FLEXIBLE SUPPLEMENTAL RADIATION SHIELD - CANADA ONLY



- Used only when the chimney is enclosed within living spaces and when the chimney is enclosed in an attic space.  
NOTE: Not required in an enclosed exterior chase.
- Ideal for offset installation but can also be used in lieu of the Rigid Supplemental radiation Shield.
- Flexible Length from 26" to 78" (packed 2 per carton).
- NOTE: Not required when UltimateONE is used to vent an oil or a gas burning appliance even when the chimney is enclosed.

Product #	Part #	Size	A	B	C	Pack
0850006	6U1-FSRS	6"	10"	9.9"	26" to 78"	2
0850007	7U1-FSRS	7"	11"	10.9"	26" to 78"	2
0850008	8U1-FSRS	8"	12"	11.9"	26" to 78"	2

### SHIELD TRANSITION PIECE (4)



Shield Transition Pieces provide a smooth connection from a square support to a round supplemental shield.

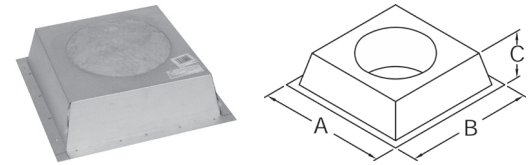
Product #	Part #	Pack
0850300	U1-STP	1

## Components Specific to Canada Only continued

- Recommended to reduce air infiltration through the chase in cold climates.
- Maintains the thermal envelope of your home.
- For use with wood-burning fireplaces certified with UltimateONE chimney.
- A trim plate is provided when a 6" chimney is used.
- Used with specific factory-built fireplaces listed to UL 127 or CAN/ULC-S610.

Size	A	B	C	Product Code	Pack
6" & 7"	15"	15"	4-1/4"	JSC7CP	1

### INSULATED CHASE PLUG

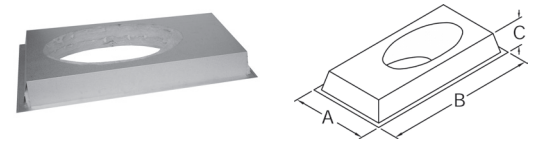


- For use where the chimney passes through a wall at a 30° & 45° angle.
- Insulated to maintain the thermal envelope of your home.
- For use with wood-burning fireplaces certified with UltimateONE chimney.
- A trim plate is provided - to be used when a 6" diameter chimney is used with 30° or 45° angle or when a 7" diameter chimney is used with 45° angle.
- Used with specific factory-built fireplaces listed to UL 127 or CAN/ULC-S610.

Size	A	B	C	Product Code	Pack
6" & 7"	15"	15"	4-1/4"	JSC7WC	1

NOTE: 45° angle can only be used in Canada.

### 30°/45° INSULATED WALL PLUG





The following are four basic Chimney Kits designed around one of the standard support systems. Select the kit that is best suited for your installation along with the required Chimney Lengths to reach your desired height and a suitable Adjustable Flashing from our vast selection. Other components may be required such as Elbows, Firestop Radiation/Joist Shields, Universal Roof Brace Kit, etc.

### CEILING/CATHEDRAL SUPPORT KIT



Support Kit Square



Support Kit Round

These kits provide the support and termination parts required for a chimney system that is supported by a flat or cathedral ceiling and passes through an attic area and penetrates the roof.

Product #	Part #	Size	Parts Included in Kit
SUPPORT KIT - SQUARE			
0842206	6U1-SCSK	6"	<ul style="list-style-type: none"><li>• Attic Insulation Shield (AIS)</li><li>• Ceiling/Cathedral Support - Square (SBCS)</li><li>• Round Top Termination Cap (CT)</li><li>• Smoke Pipe Adapter (SPA)</li></ul>
0842207	7U1-SCSK	7"	
0842208	8U1-SCSK	8"	
SUPPORT KIT - ROUND			
0844706	6U1-CSK	6"	<ul style="list-style-type: none"><li>• Attic Insulation Shield (AIS)</li><li>• Ceiling/Cathedral Support - Round (RBCS)</li><li>• Round Top Termination Cap (CT)</li><li>• Smoke Pipe Adapter (SPA)</li><li>• NOTE: In the CSK-316 Kit, the CT and SPA are 316 stainless steel</li></ul>
0844706-316	6U1-CSK-316	6"	
0844707	7U1-CSK	7"	
0844708	8U1-CSK	8"	

### WALL SUPPORT KIT



This kit is used for a wall-supported chimney system with a horizontal connection passing through an exterior wall, connecting to an Insulated Tee and running vertically up the exterior wall to terminate above the roof line.

Product #	Part #	Size	Parts Included in Kit
0829806	6U1-WSK	6"	<ul style="list-style-type: none"> <li>• Wall Support (WSP)</li> <li>• Insulated Tee w/Insulated Tee Cap (IT)</li> <li>• Insulated Wall Thimble (IWT)</li> <li>• Wall Band (WB)</li> <li>• Smoke Pipe Adapter (SPA)</li> <li>• Round Top Termination Cap (CT)</li> <li>• NOTE: In the WSK-316 Kit, the CT and SPA are 316 stainless steel</li> </ul>
0829806-316	6U1-WSK-316	6"	
0829807	7U1-WSK	7"	
0829808	8U1-WSK	8"	

### EXTENDED WALL SUPPORT KIT



This kit is used for a through-the-wall installation where the insulated tee is suspended below and support the vertical system above. It allows the chimney to pass by a 12" overhang.

Product #	Part #	Size	Parts Included in Kit
0829906	6U1-EWSK	6"	<ul style="list-style-type: none"> <li>• Extended Wall Support (EWT)</li> <li>• Insulated Tee w/Insulated Tee Cap (IT)</li> <li>• Insulated Wall Thimble with Trim Collar (IWT)</li> <li>• Wall Band (WB)</li> <li>• Smoke Pipe Adapter (SPA)</li> <li>• Round Top Termination Cap (CT)</li> <li>• Tee Cap Retainer (TCR)</li> </ul>
0829907	7U1-EWSK	7"	
0829908	8U1-EWSK	8"	

## Notes

## Notes



BUILD FOR THE FUTURE

Customer Service and Support:

Airmate (USA) .....	800.992.8368
Airmate (CAN) .....	888.735.5475
Ameriflow .....	800.252.8467
Amerivent (Retail) .....	800.252.8467
Amerivent (Hearth & Wholesale) ....	800.423.4270
Amerivent (Support) .....	800.748.0392
AMPCO (USA) .....	800.669.3269
AMPCO (CAN) .....	888.735.5475
Duravent .....	800.835.4429
Hart & Cooley .....	800.433.6341
Hart & Cooley (Support) .....	800.748.0392
Heatfab (USA) .....	800.772.0739
Heatfab (CAN) .....	800.848.2149
Lima .....	800.423.4270
Milcor .....	800.774.5240
Portals Plus .....	800.774.5240
RPS .....	800.624.8642
Security Chimney (USA) .....	800.361.4909
Security Chimney (CAN) .....	800.667.3387
Selkirk (USA) Residential .....	800.992.8368
Selkirk (USA) Commercial .....	800.848.2149
Selkirk (USA) Support .....	800.748.0392
Selkirk (CAN) .....	888.735.5475

Manufacturing & Distribution Centers:

CANADA	
Nobel, ON	Manufacturing
Laval, QC	Manufacturing
Prescott, ON	Distribution
USA	
Grand Rapids, MI	Center of Excellence
Dallas, TX	Distribution
Englewood, OH	Distribution
Huntsville, AL	Manufacturing & Distribution
Mira Loma, CA	Distribution
Nampa, ID	Manufacturing & Distribution
Turner Falls, MA	Manufacturing & Distribution
Vacaville, CA	Manufacturing
MEXICO	
Ojinaga, MX	Manufacturing
Mexicali, MX	Manufacturing

Corporate Headquarters:

Duravent Group  
28 W. Adams, Suite 1810  
Detroit, MI 48226  
Tel: 800.835.4429  
Email: [info@duraventgroup.com](mailto:info@duraventgroup.com)  
[www.duraventgroup.com](http://www.duraventgroup.com)



BUILD FOR THE FUTURE

[www.duraventgroup.com](http://www.duraventgroup.com)

