

# FLEXI-LINER®

## Aluminum Flexible Chimney Liner and Gas Vent Connector

Model ALK/AFCL

### INSTALLATION INSTRUCTIONS

#### Flexi-Sleeve

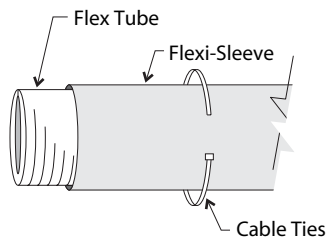
Insulation and Protection Sleeve  
for Flexi-Liner Chimney Liner.  
Gas Applications Only



#### FLEXI-SLEEVE:

Flexi-Sleeve 10' length is available in 5 sizes:

- 3" / 4"
- 5"
- 5.5" / 6"
- 7"
- 8"



#### INSTALLATION ACCESSORIES:

Flex Connector  
B-Vent Adapter  
Pull Down (Guide Cone)  
Extension Kit 10'  
Flexi-Sleeve Insulation

#### APPLICATION

Flexi-Sleeve is a UL Listed insulation for use with Flexi-Liner lining system.

Laboratory testing has shown a flexible liner combined with an insulation sleeve exhibits the same heat retention performance as Type B Vent.

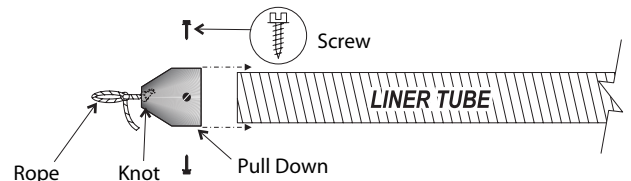
If there is any doubt about the cleanliness of the chimney after sweeping, Flexi-Sleeve insulation should be used to help protect the liner from contamination.

Use Flexi-Sleeve to minimize condensation and down drafting, particularly if:

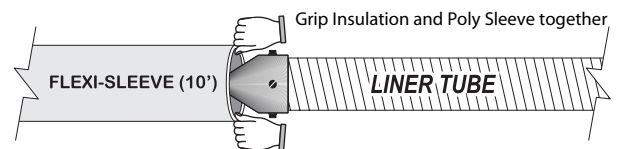
- the flue gas temperature is below 280°F at the entry point into the liner.
- Flexi-Liner is to be installed in an exterior or oversized chimney. An exterior chimney has one or more sides exposed to the outdoors.
- the liner system is venting only fan-assisted appliances.
- the masonry chimney contains solid or liquid fuel residue from prior heating appliances.
- the appliance is equipped with a vent damper.

#### INSTALLATION PROCEDURE

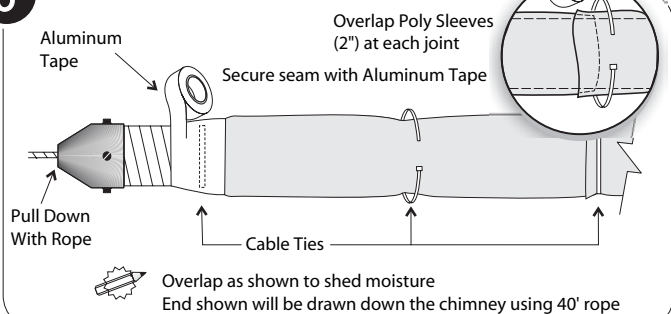
##### 1 Attach Pull Down to Liner Tube



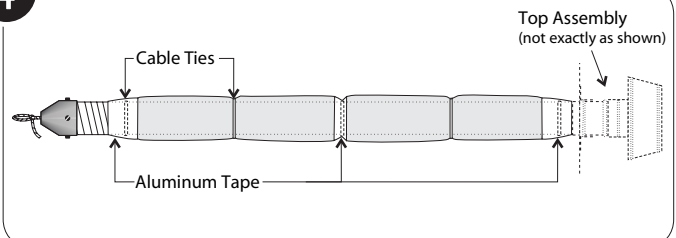
##### 2 Pull Flexi-Sleeve(s) over Liner Tube



##### 3 Secure Flexi-Sleeve To Liner Tube



##### 4 Final Assembly (20' Example)



USA  
5030 Corporate Exchange Blvd. SE  
Grand Rapids, MI 49512  
616.656.8200 phone  
800.433.6341 toll-free phone  
800.223.8461 toll-free fax  
www.flexi-liners.com

CANADA  
375 Green Road  
Stoney Creek, ON L8E 4A5  
905.662.6600 phone  
888.735.5475 toll-free phone  
866.835.9624 toll-free fax  
www.flexi-liners.com